

Lewis County Elections

2020

Candidate Guide

Filing Week: May 11 - 15, 2020

Lewis County Elections
351 N.W. North St.
PO Box 29
Chehalis, WA 98532

Phone: (360) 740-1164 or
(360) 740-1278

Fax: (360) 740-1421

Email: elections@lewiscountywa.gov

Website: elections.lewiscountywa.gov

Contents



Chapter 1

Offices Open for Election in 2020

Offices open for filing, incumbents, and filing fees	1
--	---

Chapter 2

Before you File for Office

What you will need	12
Where to file	12
How to file	12
Important dates	12
Qualifications	12
Approval	12

Chapter 3

Prepare Your Filing Fee

Cost of filing	13
Accepted forms of payment	13
Filing fee petitions	13

Chapter 4

Complete Your Declaration of Candidacy

Office information	14
Personal information	14
Ballot name	14
Party preference	14
Campaign information	15
Filing fee	15
Oath	15

Chapter 5

Public Disclosure Commission Information

What is the PDC	16
What starts the process	16
Once I become a candidate, then what	16
Do I have to file disclosure reports	16
Where to find instructions	16
PDC contact information	16

Contents



Chapter 6

Online Voters' Guide Instructions

Candidate participation in the online voters' guide	17
Photo rules	17
Statement rules	18
Candidate contact information	18
Helpful candidate statement tips	19
How to submit your voters' guide information	20
Submission deadline	20
Rejected statements	20
Provisions applicable to all statements	20
Reviewing your submission	20
The administrative rules - what the law says	20

Chapter 7

Campaign Sign Regulations

The role of Lewis County Elections	21
Sign regulations	21
State sign regulations	21
Complaints	21
Contact information for all jurisdictions	21

Chapter 8

Campaign Assistance

Historical election turnout information	22
Data requests and public information	22
Registered voter lists	22
Matchbacks	22
Candidate walking lists	22

Chapter 9

Post-Election Information

Get qualified	23
Certification of election	23
Oath of office	23
Assuming office	23

Contents



Other Information and Forms	
Withdrawal of candidacy	24
Write-in candidates	24
Special filing period and vacated offices	24
Declaration of Candidacy form	25
Withdrawal of Candidacy form	26
Filing Fee Petition form	27
Voter Data Step-by-step instructions	28-30
Matchback Data Step-by-step instructions	31-33

About this guide:

Use this guide in conjunction with state and local laws, not in place of them. The Revised Code of Washington (“RCW”), Washington Administrative Code (“WAC”) and other notations are offered as references for additional research. The material contained herein may change due to new legislation, judicial determinations, or rule changes.

The requirements described in this guide are contained in the Lewis County Online Voters’ Guide Administrative Rules as authorized by [RCW 29A.32.230](#).

Offices Open for Election in 2020

Information on offices open for filing, incumbents, and filing fees



	Office (Term)	Incumbent	File With	Filing Fee
Lewis County Commissioner		Lewis		
Partisan Office	Commissioner, District 1 (4-year term)	Edna J. Fund	Lewis	826.24
	Commissioner, District 2 (4-year term)	Bobby Jackson	Lewis	826.24
Lewis County Superior Court		Lewis		
Nonpartisan Office	Judge, Position 1 (4-year term)	Andrew Toynbee	Lewis	1,909.85
	Judge, Position 2 (4-year term)	James W. Lawler	Lewis	1,909.85
	Judge, Position 3 (4-year term)	Joely O'Rourke	Lewis	1,909.85
Lewis County Public Utility District (PUD)		Lewis		
Nonpartisan Office	Commissioner, District 1 (4-year term)	Ben M. Kostick	Lewis	308.04
	Commissioner, District 2 (2-year unexpired term)	Ed Rothlin	Lewis	308.04
Precinct Committee Officer (PCO)		Lewis		
Partisan Office	Democratic PCO (2-year term)	Various (All precincts)	Lewis	0.00
	Republican PCO (2-year term)	Various (All precincts)	Lewis	0.00

A person filing a declaration of candidacy for an office shall, at the time of filing, be a registered voter and possess the qualifications specified by law for persons who may be elected to the office. [RCW 29A.24.075](#)
 For a complete list of all federal and state positions open for filing in 2020, please visit: www.vote.wa.gov and select the "CANDIDATES" tab

Before You File for Office

What you will need, where and how to file, important dates, qualifications, and approval

What you will need

- ☐ Declaration of Candidacy
- ☐ Filing fee
- ☐ Voters' guide statement & photo

Where to file

The Secretary of State accepts filings for federal and statewide executive offices, and for any legislative, court of appeals, and superior court offices serving more than one county.

Lewis County Elections accepts filings for all other offices in the county.

How to file

Online

Online filing starts May 11 at 9 a.m. and ends May 15 at 4 p.m.: elections.lewiscountywa.gov. All you need is an email address and a credit card (if the position has a filing fee).

By mail

Mail your Declaration (page 15) and filing fee between April 27 and May 15 to:

Lewis County Elections
PO Box 29
Chehalis, WA 98532

In person

File in person between Monday, May 11 and Friday, May 15 from 8 a.m. until 4:30 p.m. at:

351 N.W. North St – Auditor's Office
Chehalis, WA 98532

Important dates

April 27 candidate filing by mail begins

May 11 candidate filing online & in person begins

May 15 candidate filing ends

May 18 last day to withdraw

May 22 last day to submit candidate statement & photo

Qualifications

You must be a registered voter and possess the qualifications specified by law.

If a candidate must be selected by voters from a geographic subdivision of the jurisdiction in the primary, the candidate must be properly registered to vote within that subdivision.

RCW 29A.24.075

Candidates are responsible for ensuring they meet the qualifications for an office. If unsure, contact the jurisdiction of the office to learn if there are additional qualifications.

Approval

Please provide an email address with your Declaration of Candidacy. Once you have been approved as a candidate, you will receive a confirmation email.

Your name will not appear on any official lists as a candidate for office until your Declaration is approved and your filing fee is paid.

The final ballot order of candidates in your race will be determined by lot draw after candidate filing ends on Friday, May 15, 2020. The lot draw is open to the public.



Online filing is fast and easy!

For the best possible service, file for office online at elections.lewiscountywa.gov

The online filing tool will give you step-by-step instructions, email you a confirmation of your filing, alert you when other candidates file in your race, and provide a link to submit your voters pamphlet statement and photo.

Prepare Your Filing Fee

Cost of filing, accepted forms of payment, and filing fee petitions

Chapter 03

You must submit your filing fee with your Declaration of Candidacy.

Cost of filing

Your filing fee is based on the salary of the office. For offices without a fixed annual salary, candidates pay no filing fee.

For any office with a fixed annual salary of \$1,000 or less, candidates pay a filing fee of \$10.

For all offices with salaries exceeding \$1,000, candidates pay a fee equal to one percent of the office's fixed annual salary.

Specific filing fees are available in the list of offices open for election on page 1-11 of this guide.

Accepted forms of payment

Online filing requires a credit card, either Visa, MasterCard or debit.

Candidates who file in person or by mail with Lewis County Elections may pay via:

- Check
- Cash
- Money order
- Valid filing fee petition

Filing fees are nonrefundable, even if you withdraw or file for the wrong office.

Filing fee petitions

Candidates without sufficient assets or income to pay the filing fee may instead submit a filing fee petition.*

Petitions must include a total number of valid signatures equal to the dollar amount of the filing fee.

Without the required number of signatures, the petition is insufficient and the Declaration of Candidacy is invalid.

A sample Filing Fee Petition page is available at www.vote.wa.gov under the "CANDIDATES" tab can be found on page 19 of this guide.

A candidate submitting a filing fee petition cannot file their Declaration of Candidacy electronically. You must submit a paper declaration along with your petition.

Filing fees may not be paid by combining petition signatures and currency.

Valid signatures are those of voters registered in the same jurisdiction as the office of filing.

No additional signatures are accepted after initial submission with the Declaration of Candidacy.

Petition sheets are not returned to the candidate even if the petition is insufficient.

Each petition page must:

- Be printed on uniform color and size paper
- Include a place for each voter's registration name, address, city, and county
- Provide 20 numbered lines or less
- Display the required warning and statement found in RCW 29A.24.101 and RCW 29A.72.140

SAMPLE

of the petition statement found in RCW 29A.24.101 and RCW 29A.72.140

Warning: Every person who signs this petition with any other than his or her true name, knowingly signs more than one of these petitions, signs this petition when he or she is not a legal voter, or makes any false statement on this petition may be punished by fine or imprisonment or both.

We, the undersigned registered voters of (jurisdiction's name), hereby petition that the name of (candidate's name) be printed on the official primary ballot for the office of (office name).

Complete Your Declaration of Candidacy

Office information, personal information, ballot name, party preference, campaign information, filing fee, and oath

Chapter 04

All candidates must submit a Declaration of Candidacy during the regular filing period.

Office information - 1

Enter the jurisdiction, office name and any position or district number defining the office for which you want to be a candidate.

You are responsible for meeting all qualifications and filing for the correct office. The list of offices open for election is available online and on page 1-11 of this guide.

Personal information - 2

Enter your name and address *exactly* as it appears on your voter registration. You may confirm your voter registration information at: www.myvote.wa.gov.

Ballot name - 3

Print your name *exactly* as you want it to appear on the ballot. Nicknames are acceptable.

Titles denoting occupations, including military rank, positions on issues, political affiliation, symbols, or anything intentionally designed to mislead voters are not acceptable.

Party preference - 4

If filing for a partisan office, you may state the party name you prefer using 16 characters or less.

If left blank, "States No Party Preference" will be printed on the ballot. Party preference is entirely your decision and does not imply you have been nominated, endorsed, or approved by the party.

Do not list your party preference if you are running for a nonpartisan office.

The first letter of the party preference will be capitalized (example: Democratic). Acronyms will be printed with or without periods (e.g., G.O.P. or GOP).

No changes to party preference will be accepted after the deadline for withdrawal of candidacy.

SAMPLE

of the printed candidate filing declaration

Washington State Declaration of Candidacy

1 office	City of Olympia Councilman		Pos. 4
	jurisdiction and office name		position number
2 personal information	Elizabeth	Christina	Brown
	first name	middle	last
as registered to vote	08/30/1970		(360) 555-238
	date of birth (mm / dd / yyyy)		phone number
	1500 Capital Way S		Olympia 98501
	residential address		city / zip
3 ballot information	Liz C. Brown		
	exact name I would like printed on the ballot		
	political party I prefer, if filing for partisan office:		
4	<input checked="" type="checkbox"/> (Prefers) Democratic		
	<input type="checkbox"/> (States No Party Preference)		

Campaign information - 5

If you file online, you *must* provide an email address. It is strongly recommended that you also provide a campaign mailing address, telephone number, and website.

If you do not provide a campaign mailing address, your voter registration address will be published online in the list of candidates who have filed.

Government offices *may not* be used for campaign contact information.

Filing fee - 6

Mark the appropriate circle. Refer to the list of offices open for election to learn the applicable fee (page 1-11). Your Declaration will not be approved until the required filing fee is paid.

Filing fee petitions, submitted in lieu of money, must be submitted at the time of filing a Declaration of Candidacy. No signatures may be submitted later.

Oath - 7

Read and sign the oath. Your Declaration of Candidacy will not be approved without your signature.

If you file online, no signature is required.

SAMPLE

of the printed candidate filing declaration

5	campaign information	campaign address (if different from residential address) CITY / ZIP <u>liz.o.brown@campaign.com</u> (360) 555-1800 email address phone number <u>www.lizforcouncil.com</u> website	
	filing fee	<input type="radio"/> The office has no fixed annual salary: no filing fee <input type="radio"/> The office has a fixed annual salary of \$1,000 or less: \$10 <input checked="" type="radio"/> The office has a fixed annual salary over \$1,000: 1% of salary <input type="radio"/> I am submitting a filing fee petition instead of a filing fee	
6	oath	I declare that the above information is true, that I am a registered voter residing at the address listed that I am a candidate for the office listed above, and that, at the time of filing this declaration, I am qualified to assume office. I swear, or affirm, that I will support the Constitution and laws of the United States, and the Constitution and laws of the State of Washington. sign here: <u>[Signature]</u> date here: <u>6/1</u>	
7	for office use only	date: voter registration number: office code: fee:	

Public Disclosure Commission Information

PDC frequently asked questions and resources



What is the PDC

The Public Disclosure Commission (PDC) was created and empowered by Initiative of the People to provide timely and meaningful public access to accurate information about the financing of political campaigns, lobbyist expenditures, and the financial affairs of public officials and candidates, and to ensure compliance with and equitable enforcement of Washington's disclosure and campaign finance laws.

What starts the process

Become a candidate to start the process. According to disclosure law, you become a candidate when you do one of these things:

- Accept a contribution or spend money for your campaign
- Reserve space or purchase advertising to promote your candidacy
- Authorize someone else to do any of these activities for you
- State publicly that you are seeking office
- File a Declaration of Candidacy

Once I become a candidate, then what

Within two weeks of the date you become a candidate, you must file a Personal Financial Affairs Statement and a Candidate Registration with the PDC, if required.

Candidates for state or local office should refer to the Washington State Public Disclosure Commission for reporting requirements.

An incumbent officeholder who has filed an F-1 earlier in the year does not need to file a second F-1 in the same year after becoming a candidate.

Do I have to file disclosure reports?

One of two things determines what a candidate discloses. For most candidates, it's the number of registered voters in the jurisdiction where the candidate runs for office. How much money a candidate raises or expects to raise determines what reports are filed by someone running for office in a very small jurisdiction (less than 5,000 registered voters).

Where to find instructions

Find brochures, manuals, and other filer resources at **www.pdc.wa.gov**.

Submit questions to the PDC's online help desk.

The PDC also offers free compliance training and online training videos.



PDC contact information

Phone: (877) 601-2828

Email: pdc@pdc.wa.gov

Website: www.pdc.wa.gov

Online Voters' Guide Instructions

Guidelines and information on how to submit your Online Voters' Guide information

Chapter 06

Candidate participation in the online voters' guide

The Local Online Voters' Guide provides an opportunity for every candidate to publish a candidate statement, photo, and contact information.

The office of Precinct Committee Officer does not participate in online voters' guide.

For the Primary, an Online Voters' Guide is available. Candidates appearing on the Primary ballot will automatically be included.

For the General Election, all candidates shall participate.

Lewis County does not produce or mail a local printed voters' pamphlet. A kiosk is provided in the Lewis County Auditor's Office for voters without internet access to view the online guide.

Candidate statement and photo rules and submission deadlines are the same for the Primary and General Election.

Candidates may not submit new information for the General Election. The information submitted will be used for the Primary Online Voters' Guide and the General Election Online Voters' Guide.

You may submit your Voters' Guide information when you file for office or you may submit later. If you choose to submit your Voters' Guide information later, you will receive an email with a link to submit your biography, statement and photo.

Please prepare the following in advance:

- Photograph
- Biography (150-word limit)
- Statement (200-word limit)
- Campaign contact information.

Late submissions will not be accepted.

Photo rules - 1

You may submit one self-portrait of your head and shoulders.

To achieve the best contrast, we recommend you use a photo with light-colored background, but not white. Photos must be no more than five years old.

Digital photos must be at minimum 300 dpi resolution and no smaller than 4 x 5 inches. Your photo may not be digitally altered.


Hats, clothing, or insignia that suggests holding a public office is not allowed. Examples: judicial robes, law enforcement or military uniforms, or any political party symbols.

Do not include other persons in your photograph.

SAMPLE
of the online voters' guide

1

Warren G. Magnuson
(Prefers Democratic Party)



Statement rules – 2 & 3

You may submit a 200-word statement.
Hyphenated words count as two words.
In addition to your statement, you may provide a 150-word biography. The headings do not count toward your word limits (elected experience, other professional experience, education & community service).

Statements exceeding the word limit will be shortened by deleting full sentences from the end.

Submit one statement only. The statement you submit will be displayed online through the Primary and the General Election Online Voters' Guide, if you advance to the General Election.

Proofread carefully. Your statement will be printed exactly as submitted. Changes are not allowed.

Use only italics to emphasize words or phrases. Bolding, underlining, and all caps are not allowed. Bold, underlines, and caps will be converted to italics.

Tables, lists, and bullets are not allowed. Text must be written in paragraphs. Tables, lists, and bullets will be converted to a block paragraph, with a semicolon to separate each item.

Obscene, profane, libelous, and defamatory language will be rejected.

The words "No Statement Submitted" shall be inserted next to the name of any candidate that fails to submit a statement.

Correct

I approve of *justice* for all,
fairness of the law, and
rehabilitation.

Incorrect

I approve of:
-JUSTICE for all
-**Fairness** of the law
-Rehabilitation

Candidate contact information - 4

Contact information is published with your statement in the Online Voters' Guide. Contact information does not count toward the word limit. You may update your contact information at any time.

Phone number


Email

Website

The Online Voters' Guide will be formatted as below:

SAMPLE
of the printed voters' pamphlet

1



Warren G. Magnuson
(Prefers Democratic Party)

2

Elected Experience
Washington House of Representatives, Legislative District 37.

Other Professional Experience
Farmer/Rancher, Owner of Hailey Company, Inc. our 4th generation family farm. Public service volunteer, Registrar and Attendance Specialist for North Franklin School District, Bailie Memorial Youth Ranch Foundation Board, Director, Past Director of Bailie Memorial Youth Ranch Board, former 4-H leader, PTA President, continuing classroom volunteer. Served as Regional Director for a US Senator.

Education
Graduate Paschal High School, Ft. Worth, TX. Graduate of Eastern Washington University, 1980. Law degree from Gonzaga University, 1956.

Community Service
Inland Northwest Humane Society; Walk for Life participant, 11 years; neighborhood watch participant; long time recycler.

3

Statement
Senator Magnuson has always given the highest priority to advocating for children and families, including veterans, the elderly and disabled. Scourges such as identity theft, methamphetamine users and dealers have been the subject of his legislative efforts to increase penalties and protect victims.

District growth has been more than 30% over the past two years, creating a strain on schools and other services. He helped make difficult choices to balance needs and restrain the budget, working to secure funding for the Pierce County Skills Center in Frederickson, the Yelm Loop, the Cross Base Highway, the Orting Bridge for kids, the Nisqually-Mashel State Park, an upgraded early warning system and work to keep transportation dollars here at home.

Warren advocated for in-home intervention, home health care, support and chore services for children with developmental or behavioral disabilities, seniors and the disabled. He worked to extend the property tax deferral program – helping people whose homes have increased in value, but have not had an increase in income.

He believes the WASL should only be one of several tools used to measure academic success. Warren is honored to represent you and he is and always will be, there for you.

4

Contact
(509) 123-4567; warren@magnuson.net
www.magnuson.net

Helpful candidate statement tips

The candidates' statement portion of the Online Voters' Guide is your opportunity to show the voters who you are. Think of it as a resume to the voters.

Do:

- Offer your vision for the future. Be positive.
- Write what you stand for or support.
- Describe your goals, if elected.
- Detail what makes you a great candidate.

Don't:

- Criticize your opponent or other individuals.
- Name people specifically, or make references to "my opponent" or "the incumbent".
- Make false or misleading statements.
- Use technical terms that may not be understood.

Keep your statement simple and write in the narrative. You may seek help when writing your statement but it is ultimately your responsibility.

Do this!	Not this!
If elected, I will ensure all laws are followed and applied fairly.	My opponent ignores the law and regularly breaks the rules.
I do not support nor will I vote for future tax increases.	My opponent voted to increase taxes.
Using my skills and abilities, I will bring improved decision making to the council.	The current council is made up of tax-loving bureaucrats.
I will bring fresh ideas to the city council.	The current city councilmembers are unimaginative and have offered no new Ideas.
I do not support the following projects...	My opponent supports many risky projects.
Using my background in finance, I will make sure your money is spent wisely under my guidance.	The incumbent has wasted taxpayer's money and has cost you millions of dollars on poorly run projects.



How to submit your online voters' guide information

Your voters' guide submission is important. We recommend you submit your information as early as possible. Late submissions will not be accepted.

Submit your photo and statement online when you file, through the email link for submission received after filing, or send them via email to Elections at elections@lewiscountywa.gov.

Submission deadline

The deadline to submit your Online Voters' Guide information online is **4:30 p.m. on May 22, 2020**.

Late or incorrect submissions will not be accepted. If a submission is not received by the deadline, the text "No Statement Submitted", and "No Photo Submitted" will appear in the applicable sections.

Rejected statements

All or any part of a candidates' statement may be rejected if it includes biographical information, statements, photos, or contact information that:

- Is obscene;
- Is libelous;
- Contains a commercial advertisement;
- Contains matter prohibited by law from distribution through the mail;
- Contains matter not limited to the candidate himself or herself or the political office
- Contains matter that is otherwise inappropriate or that does not comply with applicable law; or
- Was received after the submittal deadline.

Candidates that have had any portion of their statement rejected will be notified in writing (email) and by phone. Candidates will have 3 days following notification to appeal the rejection.

The Auditor will render a final decision on the appeal within 2 days.

Provisions applicable to all statements

The contents of the statement, photo, and contact information are the sole responsibility of the authors.

Submissions don't represent the position of the Lewis County Auditor. Likewise, the Lewis County Auditor is not responsible for the validity or accuracy of submissions. Spelling, grammar, and punctuation errors will not be corrected. Submissions will be printed exactly as received, as long as they comply with format specifications and content rules.

Once the candidate statement and photo deadline has passed, all statements and photos submitted are final. They cannot be amended by the candidate.

Reviewing your submission

Lewis County Elections will email each candidate upon approval of their candidate statement and photo. The email will include a proof copy (screen shot) of what will appear in the online guide once it is published. Upon receipt of the email, candidates should ensure that there are no discrepancies between the proof copy and the information they submitted.

No changes to the originally submitted statements or photos will be accepted. Only changes to candidate contact information will be accepted.

The administrative rules - what the law says

RCW 29A.32.230 requires the Auditor to adopt and publish administrative rules governing the format and content of the Local Voters' Pamphlet. These rules must include: (a) Limits on the length and deadlines for submission of candidates' statements; (b) the basis for rejecting all or any part of a candidates' statement; and (c) an administrative appeal process in the case of such rejection.

Campaign Sign Regulations

The role of Lewis County Elections, State and County regulations, illegally placed signs, and contact information for all jurisdictions

Chapter 07

The role of Lewis County Elections

Lewis County Elections has **no** role in the regulation of campaign signs.

Sign regulations

If you plan to post campaign signs, please note that it is the responsibility of each candidate to contact the jurisdiction in which they plan to place political signs for sign regulations and rules. Jurisdictions may have size restrictions, deadlines for removal, and/or require a deposit.

State sign regulations

View the complete Highway Advertising Control Act through a link provided at the Department of Transportation's website –

wsdot.wa.gov/operations/traffic/signs

Complaints

If you have questions about the placement of campaign signs along state highways, call: WSDOT (360) 705-7282.

Sign violation complaints do not fall under the jurisdiction of Lewis County Elections.

To report illegal roadside signs or potential sign violations on private property in unincorporated Lewis County:

- Contact Lewis County Public Works at 360-740-1123

To report potential sign violations in a city or town:

- Contact the local jurisdiction regarding regulations and requirements.

Contact information for all jurisdictions

Washington State Department of Transportation
360-705-7282

Lewis County Public Works
360-740-1123

City of Centralia
360-330-7670

City of Chehalis
360-345-1042

City of Morton
360-496-6881

City of Mossyrock
360-983-3300

City of Napavine
360-262-3547

Town of Pe Ell
360-291-3543

City of Toledo
360-864-4564

City of Vader
360-295-3222

City of Winlock
360-785-3811

Campaign Assistance

Historical election turnout information, voter data requests, and matchbacks

Chapter 08

Historical election turnout information

Historical election turnout for elections 2006 - 2019 can be found on the Lewis County Elections website.

Data requests and public information

Current lists of registered voters are public records.

RCW 29A.08.720

Data may be used for political purposes only
Voter registration data may not be used for commercial purposes.

RCW 29A.08.720, RCW 29A.08.740, and
RCW 42.56.070

Registered voter lists

Voter data lists may include:

- Name
- Residential address
- Mailing address
- Precinct name, number, and portion
- Voter ID
- Date of registration
- Date of birth
- Gender
- Voting history

Voter data is available for free online at <https://www.sos.wa.gov/elections/vrdb/default.aspx>. Step-by-step instructions can be found on page 28-30 of this guide.

Matchbacks

Ballot return data, commonly referred to as “matchbacks” include a list of all voters in a current election that have returned a ballot. The file will contain the same information as a voter data request but will also include:

- Ballot issue date
- Ballot return date
- Ballot status
- Ballot status reason

Matchback data is available for download free online at: <https://www.sos.wa.gov/elections/research/data-and-statistics.aspx>. Step-by-step instructions can be found on page 31-33 of this guide.

Post-Election Information

The steps to take to assume office after the election has been certified

Get qualified

Once you have been elected, you must be “qualified” before you can actually assume office in local government.

Per [RCW 29A.04.133](#), “qualified” means:

- The election results have been certified
- Any required bond has been posted
- The winner has taken the oath of office

Certification of election

In Washington State, the General Election results are certified 21 days after the date of election. This means the election is complete and the results are official.

The Lewis County Elections office will then prepare and send all oaths of offices to the election winners.

Oath of office

Newly elected officials typically begin their term on the first day of January following the General Election. The oath of office may be given up to 10 days prior to assuming office.

It is recommended that newly elected officers take their oath of office prior to January, as this ensures that they are able to legally take office on January 1.

The oath must be given and certified by any officer or notary public authorized to administer oaths. This includes, but is not limited to the following officers:

- Judges and Notary Publics – [RCW 5.28.010](#)
- Clerks of the Courts – [RCW 2.32.050](#)
- County Commissioners – [RCW 36.22.120](#)
- County Auditors or Deputies – [RCW 36.22.030](#)
- Town Clerks – [RCW 35.27.220](#)
- School Officials – [RCW 28A.343.360](#)

Once you take your oath, it must then be filed and retained by the County Auditor Recording Department.

Assuming office

When does the election winner assume office?

Most newly elected or re-elected local officials take office on January 1 following the General Election. However, if the office is currently held by a person who had been appointed to fill a vacancy, the newly elected official may assume office immediately after becoming qualified.

The terms for Supreme Court justices, judges of the Court of Appeals, Superior Court judges, District Court judges, municipal court judges and state legislative offices all begin on the second Monday in January.

County, city and town officials may take an oath either at the last regular meeting of the governing body for which they were elected or within 10 days before the term of office begins. January 1st is the beginning of terms for county officials, except for charter counties that specify otherwise. January 1st is also the beginning of terms for special purpose districts, with the exception of school district directors or districts where ownership of land is a prerequisite of voting (e.g. diking or flood control districts).

School district directors' terms of office begin at the first official meeting of the board of directors after certification of the election results.

Unexpired terms and short terms also begin immediately after certification of the election. Officials elected to these offices must be administered an oath before assuming the duties of the office.

What if the election winner fails to take office on January 1?

Until the winner becomes qualified, the incumbent will continue to hold office.

For more information:

- Contact your jurisdiction's legal counsel
- Visit www.MRSC.org

Other Information and Forms

Withdrawal of candidacy

If you decide you do not want your name on the ballot, your signed withdrawal form must be received by Lewis County Elections by the close of business on the Monday immediately following Candidate Filing Week. A Withdrawal of Candidacy form is located on page 16 of this guide.

Filing fees are nonrefundable, even if you filed for the wrong office.

RCW 29A.24.131

No withdrawal is permitted if you filed during a special filing period.

RCW 29A.24.131

Write-in candidates

In accordance with recent legislation, write-in candidates are required to file a declaration of write-in candidacy in order to be counted. Write-in candidates may submit their declarations up until 8 p.m. on Election Day.

Candidates who submit their write-in candidacy prior to the 18 day deadline before the Primary or General Election are not required to pay a filing fee. If a candidate wishes to file on or after the 18 day deadline, **they must pay the filing fee.**

Filing fees must accompany the declaration and are non-refundable. The amount depends upon the office and annual salary.

- The filing fee is equal to 1% of the office's annual salary, if the salary exceeds \$1,000.
- The filing fee is \$25 for offices with an annual salary of \$1,000 or less.

You may not file as a write-in candidate if you were a candidate for the same office in the preceding primary or you are already a candidate for a different office. (Other than PCO or Freeholder)

Write-in candidates must meet the same qualifications as any other candidate for that office.

Declaration of Write-in Candidacy filing forms are available at www.vote.wa.gov.

Special filing period and vacated offices

If a race lacks a candidate after the close of the regular filing period and before the primary, a special filing period opens for three business days. RCW 29A.24.181

Such three-day filing period shall be fixed by the Auditor.

Filings during special filing periods are conducted in the same manner as regular candidate filing periods.

If an office is filed for during a special filing period, the race skips the Primary to appear on the General Election ballot.



Providing an email address is important when filing for office!

- You will receive an email confirmation of your filing.
- Automatic updates on filing status.
- You will be alerted if another candidate files in your race.
- You will receive a link to submit your candidate statement and photo for the online voters' guide.
- PDC (Public Disclosure Commission) no longer supplies elections offices with forms or CD's. They send everything directly to your email for filing.

Washington State Declaration of Candidacy

candidate information <i>as registered to vote</i>	first name		middle		last																	
	residential address				city / zip																	
	date of birth		email address		phone number																	
campaign contact information <i>for publica- tion</i>	campaign phone				campaign email																	
	mailing address (if different than residential address)				city / zip																	
	campaign website																					
ballot information	jurisdiction		office name		position number																	
	exact name I would like printed on the ballot																					
	political party I prefer to be printed on the ballot, if filing for partisan office:																					
	<input type="radio"/> (Prefers <table><tr><td></td><td></td><td></td><td></td><td></td><td></td><td></td><td></td><td></td><td></td><td></td><td></td><td></td><td></td><td></td><td></td></tr></table> Party)																					
<input type="radio"/> (States No Party Preference)																						
filing fee	<input type="radio"/> The office has no filing fee																					
	<input type="radio"/> A filing fee of \$ _____ accompanies the declaration of candidacy																					
	<input type="radio"/> I lack sufficient funds and submit a filing fee petition in lieu of the filing fee under RCW 29A.24.091																					
oath	I declare that the above information is true, that I am a registered voter residing at the address listed above, that I am a candidate for the office listed above, and that, at the time of filing this declaration, I am legally qualified to assume office.																					
	I swear, or affirm, that I will support the Constitution and laws of the United States, and the Constitution and laws of the State of Washington.																					
for office use only	sign here		date here																			
		submission date		voter registration number																		
		office code		fee																		

Withdrawal of Candidacy

RCW 29A.24.131

important
information

The deadline for withdrawing is the Monday following candidate filing week, May 20, 2019.

Once filed, a declaration of candidacy may not be altered. If the candidate decides during the filing period to change the declaration of candidacy, the candidate must first withdraw and then re-file.

Note: Filing fees are nonrefundable.

office
information

jurisdiction and office name

position number (*if applicable*)

personal
information

first name

middle

last

signature

I withdraw my candidacy for the office listed above and understand that the filing fee is nonrefundable.

sign
here

date
here

Filing Fee Petition

(Submitted in lieu of the filing fee required by RCW 29A.24.091)

WARNING

RCW 29A.24.101 and RCW 29A.72.140

Every person who signs this petition with any other than his or her true name, knowingly signs more than one of these petitions, signs this petition when he or she is not a legal voter, or makes any false statement on this petition may be punished by fine or imprisonment or both.

We, the undersigned registered voters of _____
(either state of Washington or the political subdivision for which the nomination is made)

hereby petition that the name of _____
(candidate's name) be printed on the

official primary ballot of the office of _____
(insert name of office including district / position number if applicable)

Signature	Printed Name	Residence Address	City	County
1)				
2)				
3)				
4)				
5)				
6)				
7)				
8)				
9)				
10)				

How to get a list of registered voters:

Go to the following easy online portal: <https://www.sos.wa.gov/elections/vrdb/default.aspx>

- Click on “Order the latest statewide list of voters”

sos.wa.gov/elections/vrdb/default.aspx

SAW VoteWA WAC434 FVAP WA Legislature RCW Elections EAC ClearBallot Support... Public Works Map LC Elections SOS MSN.com QA_Vote

Secretary of State
Elections

Search...

Español 中文 tiếng Việt

VOTERS CANDIDATES INITIATIVES & REFERENDA EDUCATION & OUTREACH RESEARCH ADMINISTRATORS CONTACT INFO

Washington State Voter Registration Database (VRDB)

The Secretary of State's Office maintains one statewide list of voters that serves as the official list of registered voters for Washington. In January 2002, the Secretary of State asked the Legislature to authorize the creation of a statewide voter registration database. The Legislature and Governor approved the request. That same year Congress passed the Help America Vote Act, which required states to develop a centralized voter registration database. In compliance with the Help America Vote Act, the Washington State Voter Registration Database was launched in January 2006.

The Office of the Secretary of State works in partnership with the County Auditors, election management system vendors, the Social Security Administration, the Department of Licensing, the Department of Health, the Department of Corrections, and the Office of the Administrator of the Courts to improve the accuracy of voter registration data.

Prior to the launch of the statewide voter registration database, the 39 county elections departments maintained separate voter registration lists, which resulted in many duplicate registrations. The development of one statewide list allows the Secretary of State's Office to combine this data. In addition, one centralized list also provides a more efficient method to screen for duplicate registrations, deceased voters, and voters convicted of a felony.

Felon Notification Process

The Department of Corrections and the state court system provides the Secretary of State's office with lists of felons who are ineligible to vote. Three times a year, the Elections Division compares the most recent list to VRDB using names and dates of birth. The list of voters from the resulting match are sent letters explaining that their registration will automatically be canceled in 30 days unless they contact their county elections office to dispute the cancellation.

For more information, see the [Felons and Voting Rights](#) page.

Monthly Removal of Deceased

More Information

- [Order the latest statewide list of voters](#)
- [Understanding voter registration data](#)
- [Felons and voting rights](#)

Contact Information

For customer assistance, contact elections@sos.wa.gov

For technical questions, contact VRSupport@sos.wa.gov

More Information

[Order the latest statewide list of voters](#)

[Understanding voter registration data](#)

[Felons and voting rights](#)

Contact Information

For customer assistance, contact
elections@sos.wa.gov

For technical questions, contact
VRSupport@sos.wa.gov

- Fill in your contact information information

Washington Voter Registration Database Extract

▲ Please make sure you submit a valid email address

You will be sent an email with a download link upon approval.

[View a list of database fields](#) included in the extract.

For questions, contact VRSupport@sos.wa.gov or (360) 902-4194.

All fields are required

Your Information

***First Name:**

***Last Name:**

***Email:**

***Phone:**

***Address:**

***City:**

***State:**

 ▾

- Read the posted RCW.
- Click the blue button labeled “I agree to the above button” if you agree to terms.
- You will be emailed a download link upon approval.
- You can open the file in excel and sort out your data. (Your data will be Lewis County and the precincts associated to your district)

*Zip:

Washington State laws regarding the use of voter registration data:

RCW 29A.08.720- REGISTRATION, VOTING RECORDS - AS PUBLIC RECORDS - INFORMATION FURNISHED - RESTRICTIONS, CONFIDENTIALITY.

(1) In the case of voter registration records received through the department of licensing or an agency designated under RCW 29A.08.310, the identity of the office or agency at which any particular individual registered to vote is not available for public inspection and shall not be disclosed to the public. Any record of a particular individual's choice not to register to vote at an office of the department of licensing or a state agency designated under RCW 29A.08.310 is not available for public inspection and any information regarding such a choice by a particular individual shall not be disclosed to the public.

(2) Subject to the restrictions of RCW 29A.08.710 and 40.24.060, poll books, precinct lists, and current lists of registered voters are public records and must be made available for public inspection and copying under such reasonable rules and regulations as the county auditor or secretary of state may prescribe. The county auditor or secretary of state shall promptly furnish current lists of registered voters in his or her possession, at actual reproduction cost, to any person requesting such information. The lists shall not be used for the purpose of mailing or delivering any advertisement or offer for any property, establishment, organization, product, or service or for the purpose of mailing or delivering any solicitation for money, services, or anything of value. However, the lists and labels may be used for any political purpose. The county auditor or secretary of state must provide a copy of RCW 29A.08.740 to the person requesting the material that is released under this section.

(3) For the purposes of this section, "political purpose" means a purpose concerned with the support of or opposition to any candidate for any partisan or nonpartisan office or concerned with the support of or opposition to any ballot proposition or issue. "Political purpose" includes, but is not limited to, such activities as the advertising for or against any candidate or ballot measure or the solicitation of financial support.

RCW 29A.08.740- VIOLATIONS OF RESTRICTED USE OF REGISTERED VOTER DATA- PENALTIES- LIABILITIES

By clicking the button below, I agree to use the data in accordance with the laws listed above. (RCW 29A.08.720, RCW 29A.08.740 and RCW 42.56.070(8))

I agree to the above

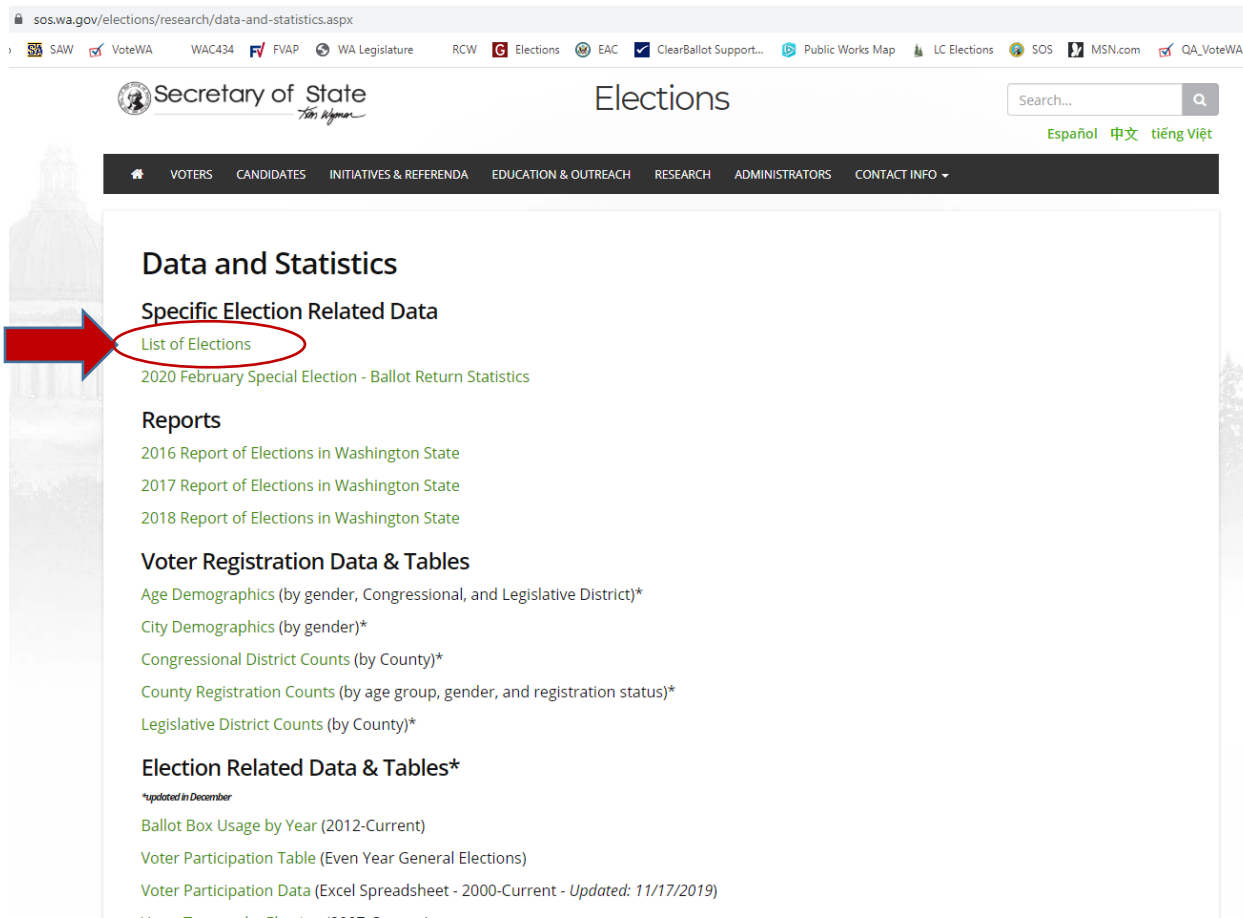
How to download your matchback data:

Go to the following web address:

<https://www.sos.wa.gov/elections/research/data-and-statistics.aspx>

The below screen will come up.


- Click on List of Elections



The screenshot shows the Washington State Secretary of State Elections website. The page has a header with the Secretary of State's name, 'Elections', and a search bar. Below the header is a navigation bar with links: VOTERS, CANDIDATES, INITIATIVES & REFERENDA, EDUCATION & OUTREACH, RESEARCH, ADMINISTRATORS, and CONTACT INFO. The main content area is titled 'Data and Statistics' and is divided into several sections:

- Specific Election Related Data**
 - [List of Elections](#) (highlighted with a red circle and a red arrow pointing to it)
 - [2020 February Special Election - Ballot Return Statistics](#)
- Reports**
 - [2016 Report of Elections in Washington State](#)
 - [2017 Report of Elections in Washington State](#)
 - [2018 Report of Elections in Washington State](#)
- Voter Registration Data & Tables**
 - [Age Demographics \(by gender, Congressional, and Legislative District\)*](#)
 - [City Demographics \(by gender\)*](#)
 - [Congressional District Counts \(by County\)*](#)
 - [County Registration Counts \(by age group, gender, and registration status\)*](#)
 - [Legislative District Counts \(by County\)*](#)
- Election Related Data & Tables***
 - [Ballot Box Usage by Year \(2012-Current\)](#)
 - [Voter Participation Table \(Even Year General Elections\)](#)
 - [Voter Participation Data \(Excel Spreadsheet - 2000-Current - Updated: 11/17/2019\)](#)

- Click on desired year you are looking for.



Elections

Search...


[Español](#)
[中文](#)
[tiếng Việt](#)

[VOTERS](#)
[CANDIDATES](#)
[INITIATIVES & REFERENDA](#)
[EDUCATION & OUTREACH](#)
[RESEARCH](#)
[ADMINISTRATORS](#)
[CONTACT INFO](#)

Election Results and Voters' Pamphlets

Click on any year to expand and view results, voters pamphlets, and other data.

Archived Results and Voters' Pamphlet PDFs


2020 Elections

2019 Elections

2018 Elections

2017 Elections

- Click on “Data” in desired election.


Election Results and Voters' Pamphlets

Click on any year to expand and view results, voters pamphlets, and other data.

Archived Results and Voters' Pamphlet PDFs

2020 Elections

General	11/3/2020	Results	Voters Guide	Data	Offices Open	Candidates Who Filed
Primary	8/4/2020	Results	Voters Guide	Data		Candidates Who Filed
Special Election	4/28/2020	Results		Data		
Presidential Primary	3/10/2020	Results	Voters Guide	Data		Candidates Who Filed
Special Election	2/11/2020	Results		Data		



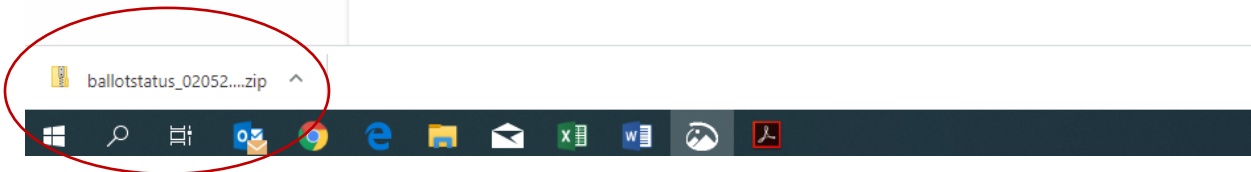
2019 Elections

- Click on Ballot Status Report (ZIP) to download matchbacks.
- The zipped file will appear at the bottom of your screen.

2020 February Special Election

An updated report will be posted daily at 5 PM.

[Ballot Status Report \(ZIP\) - Updated 2/5/2020](#)



- You can open the file in excel and sort out your data. (Your data will be Lewis County and the precincts associated to your district)